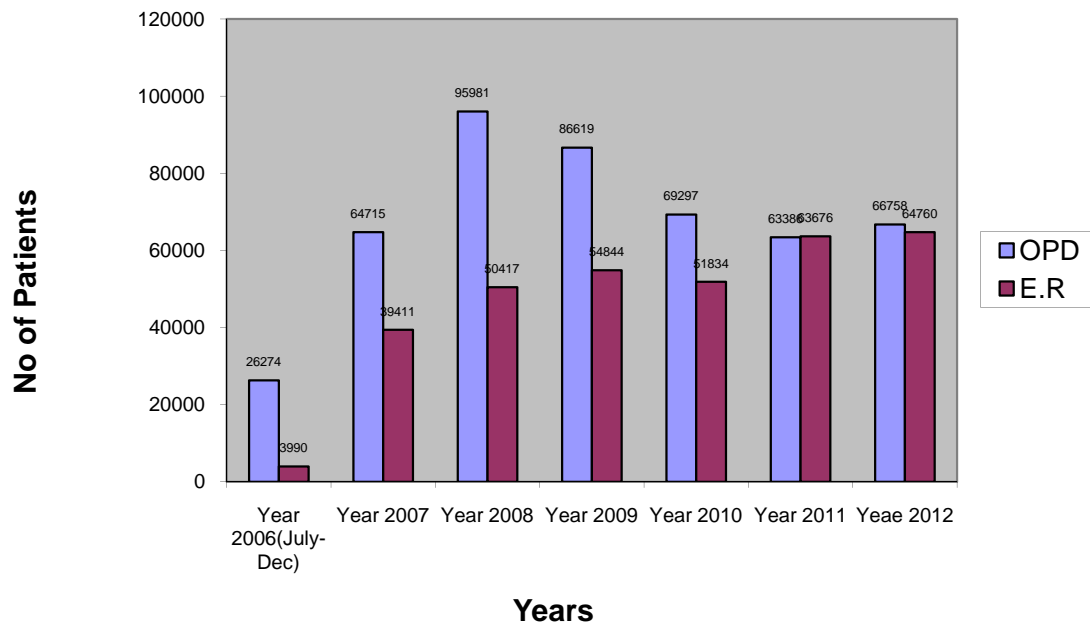


Karachi Institute of Heart Diseases
Summary of OPD & ER Department
July 2006 To Dec 2012

S.No	Year	OPD	E.R	ER-EXP	ER-Brought death
1	Year 2006(July-Dec)	26274	3990		
2	Year 2007	64715	39411	102	306
3	Year 2008	95981	50417	112	500
4	Year 2009	86619	54844	175	432
5	Year 2010	69297	51834	175	525
6	Year 2011	63386	63676	237	612
7	Year 2012	66758	64760	194	657
Total		473030	328932	995	3032

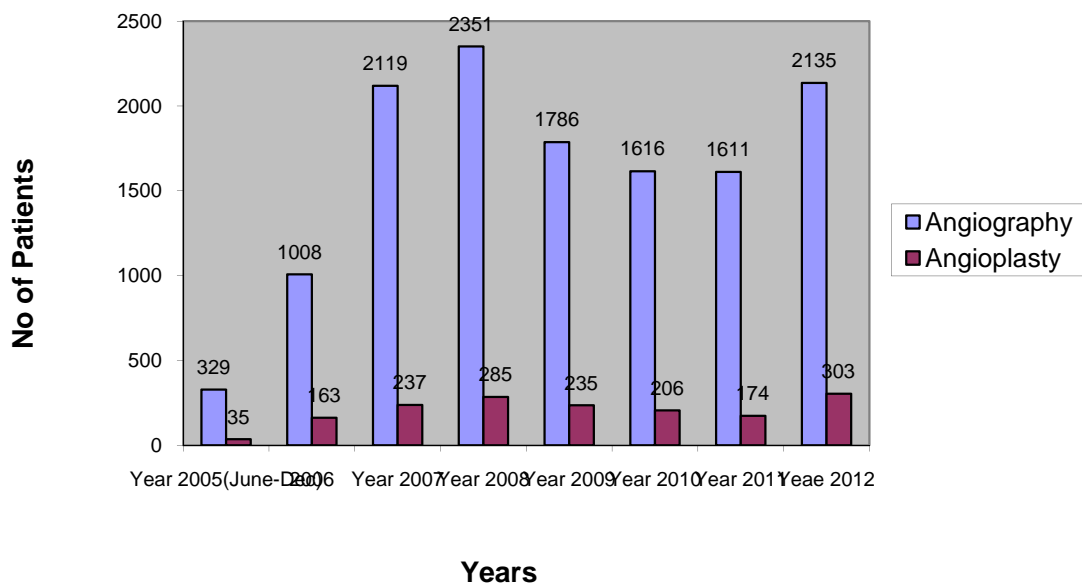
OPD & ER Summary
July 2006 - Dec 2012



**Karachi Institute of Heart Diseases
Summary of Cath Lab Department
June 2005 To Dec 2012**

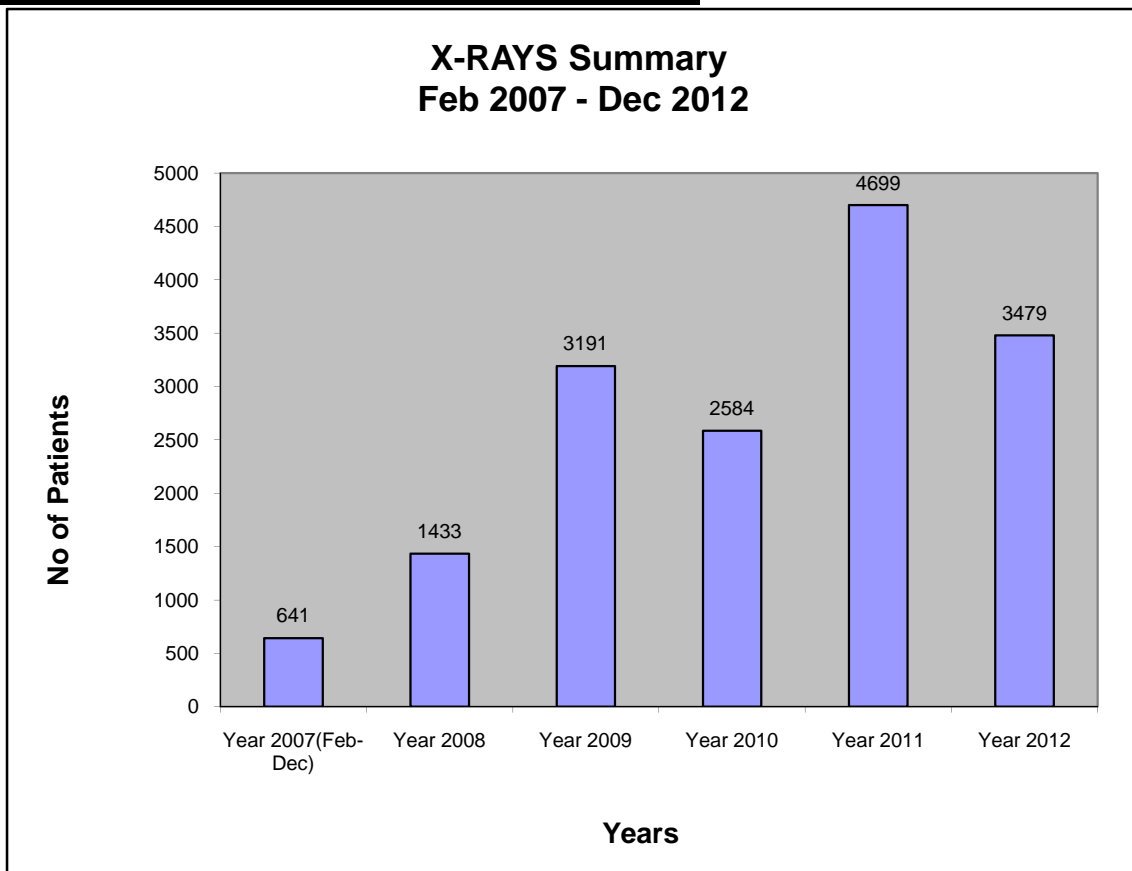
S.No	Year	Angiography	Angioplasty
1	Year 2005(June-Dec)	329	35
2	2006	1008	163
3	Year 2007	2119	237
4	Year 2008	2351	285
5	Year 2009	1786	235
6	Year 2010	1616	206
7	Year 2011	1611	174
8	Yeae 2012	2135	303
Total		12955	1638

**Angiography & Angioplasty Summary
June 2005 - Dec 2012**



**Karachi Institute of Heart Diseases
Summary of X-Rays Department
Feb 2007 To Dec 2012**

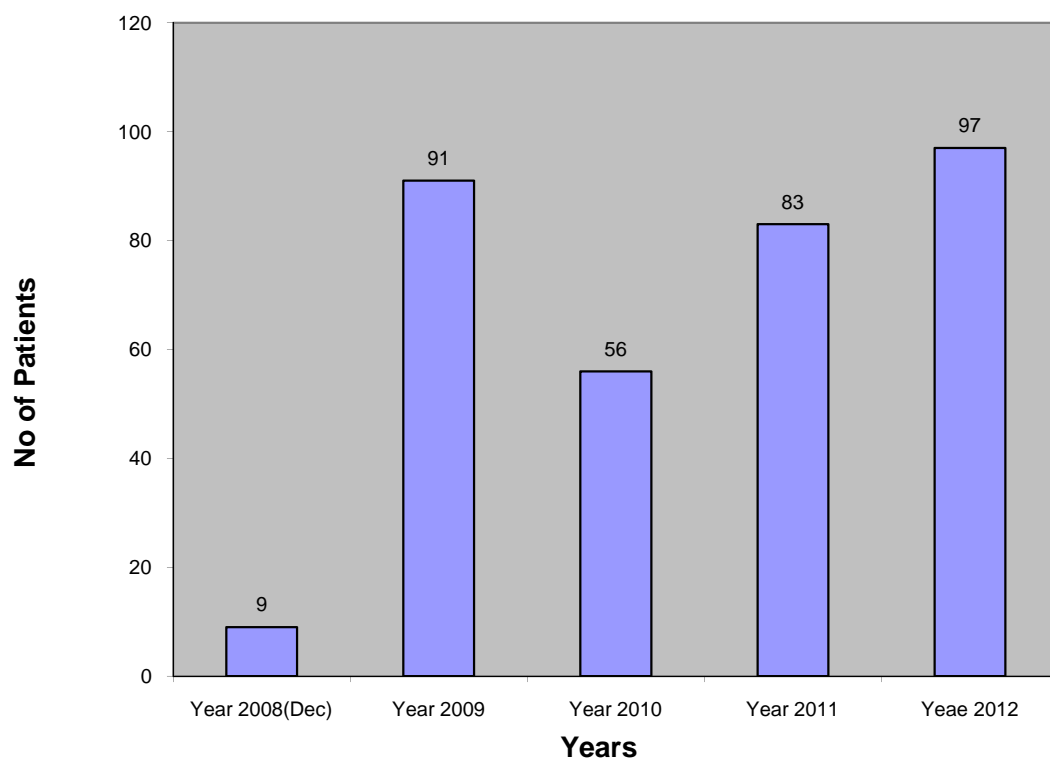
S.No	Year	X-RAYS
1	Year 2007(Feb-Dec)	641
2	Year 2008	1433
3	Year 2009	3191
4	Year 2010	2584
5	Year 2011	4699
6	Year 2012	3479
Total		16027



Karachi Institute of Heart Diseases
Summary of Surgery Department
Dec 2008 To Dec 2012

S.No	Year	Bypass
1	Year 2008(Dec)	9
2	Year 2009	91
3	Year 2010	56
4	Year 2011	83
5	Yeae 2012	97
Total		336

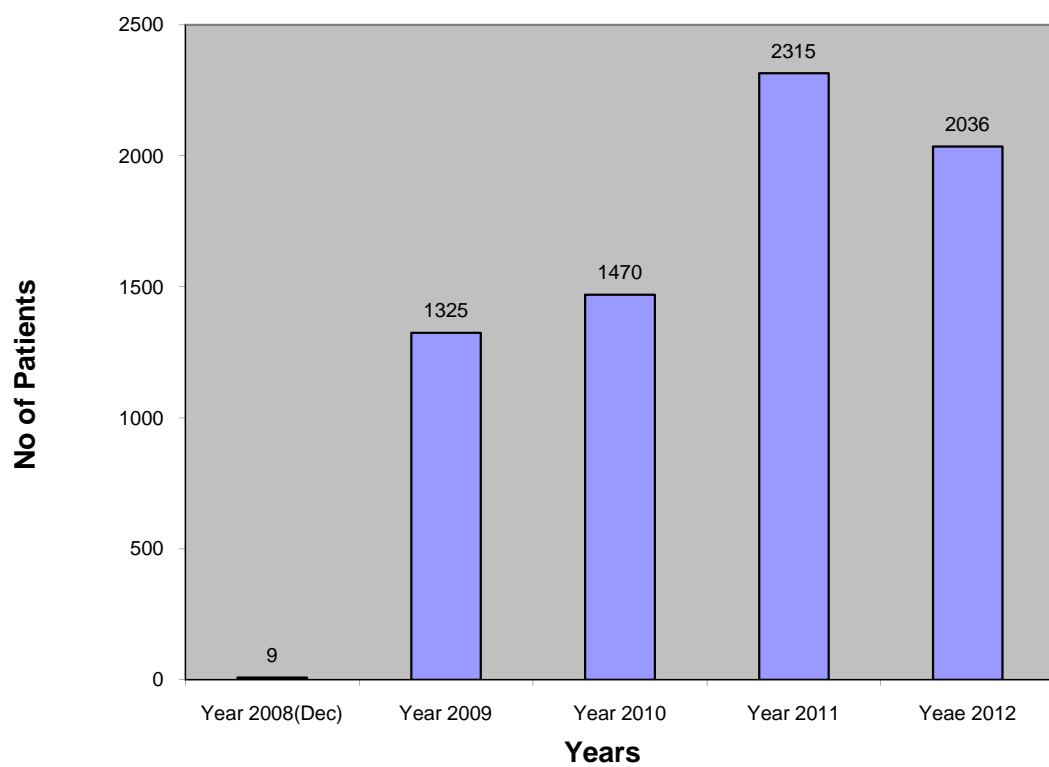
Bypass Summary
Dec 2008 - Dec 2012



Karachi Institute of Heart Diseases
Summary of Thallium Nuclear Department
Dec 2008 To Dec 2012

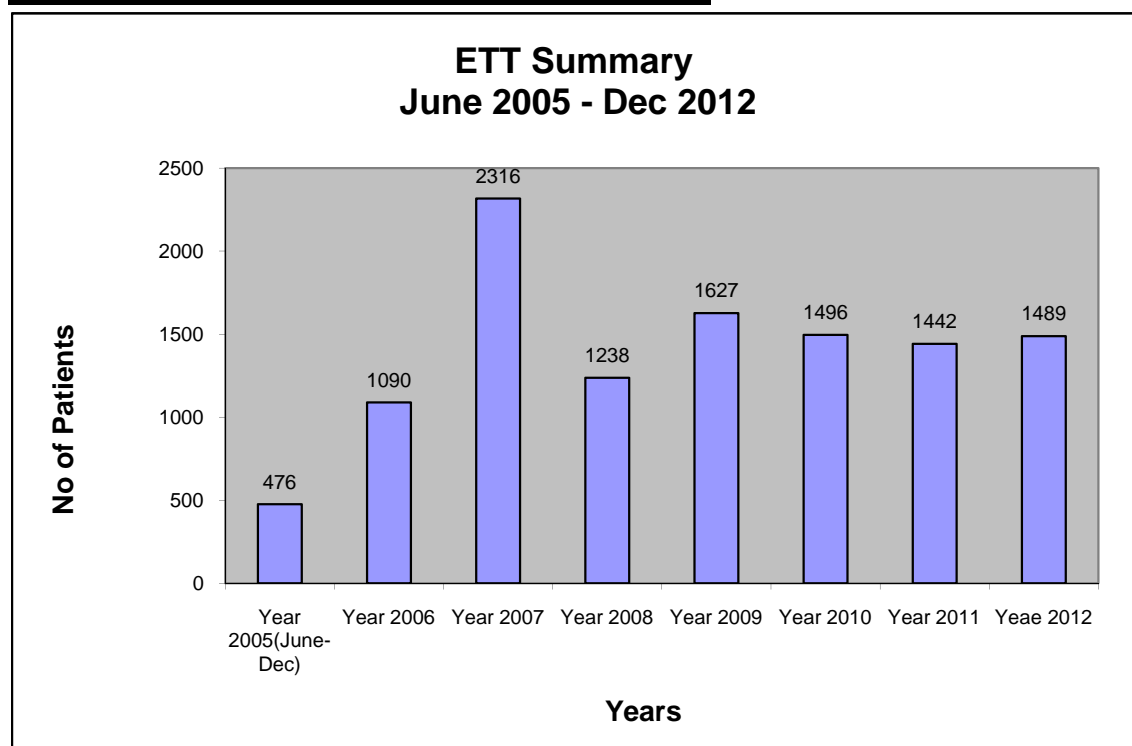
S.No	Year	Thallium
1	Year 2008(Dec)	9
2	Year 2009	1325
3	Year 2010	1470
4	Year 2011	2315
5	Yeae 2012	2036
Total		7155

Thallium Summary
Dec 2008 - Dec 2012



Karachi Institute of Heart Diseases
Summary of ETT Department
June 2005 To Dec 2012

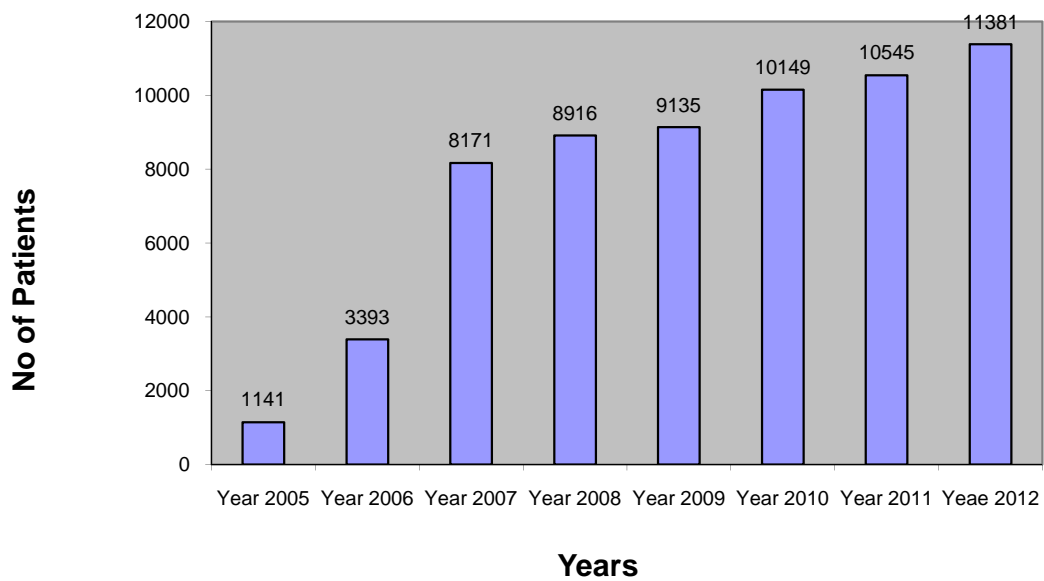
S.No	Year	ETT
1	Year 2005(June-Dec)	476
2	Year 2006	1090
3	Year 2007	2316
4	Year 2008	1238
5	Year 2009	1627
6	Year 2010	1496
7	Year 2011	1442
8	Yeae 2012	1489
Total		11174



**Karachi Institute of Heart Diseases
Summary of ECHO Department
June 2005 To Dec 2012**

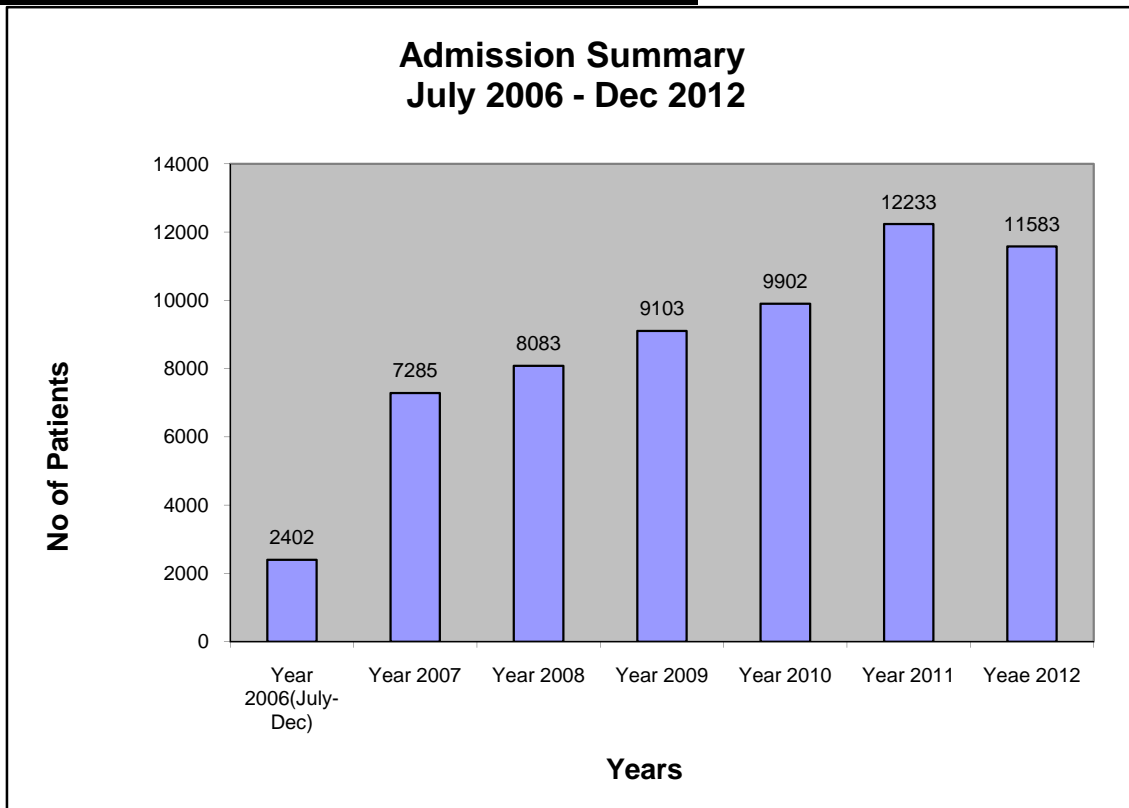
S.No	Year	Echo
1	Year 2005	1141
2	Year 2006	3393
3	Year 2007	8171
4	Year 2008	8916
5	Year 2009	9135
6	Year 2010	10149
7	Year 2011	10545
8	Yeae 2012	11381
	Total	62831

**Echo Summary
June 2005 - Dec 2012**



**Karachi Institute of Heart Diseases
Summary of Admission Department
July 2006 To Dec 2012**

S.No	Year	Patients Admission
1	Year 2006(July-Dec)	2402
2	Year 2007	7285
3	Year 2008	8083
4	Year 2009	9103
5	Year 2010	9902
6	Year 2011	12233
7	Yeae 2012	11583
Total		60591



**Karachi Institute of Heart Diseases
Summary of Laboratory Services
July 2006 To Dec 2009**

S.No	Year	No Of Patients	No Of Test
1	Year 2006(July-Dec)	3080	12115
2	Year 2007	12246	61030
3	Year 2008	18766	90303
4	Year 2009	7545	21266
Total		41637	184714

**Summary of Laboratory
July 2006 - Dec 2009**

